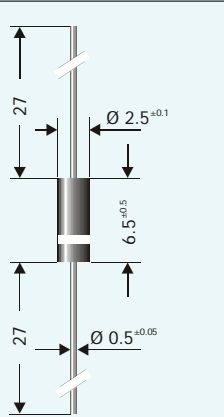
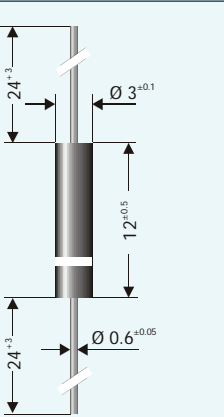
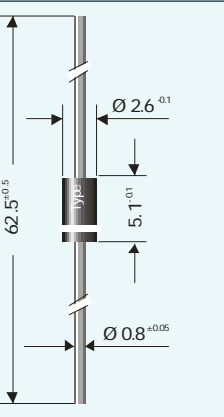
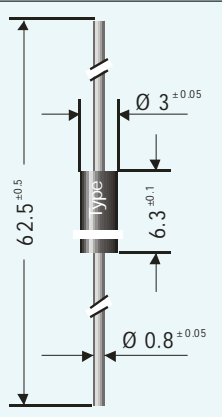
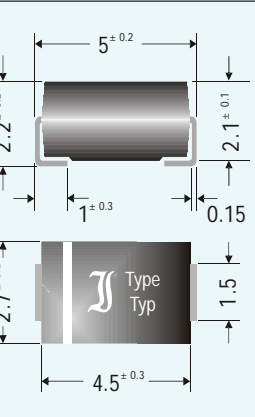
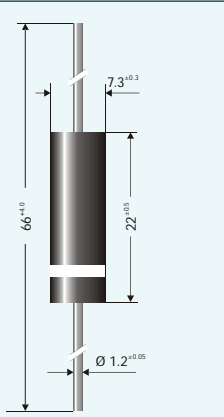
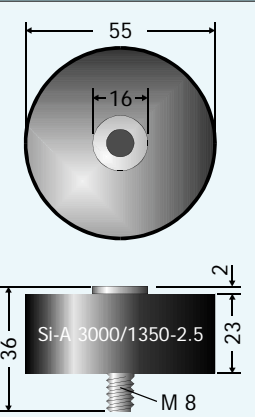
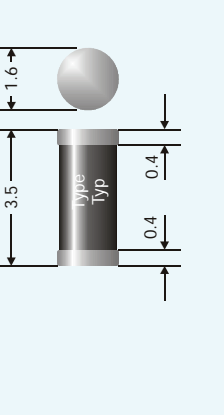
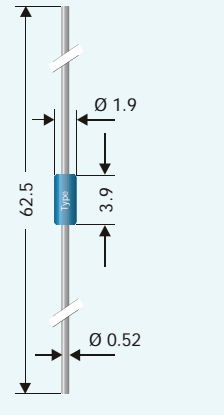
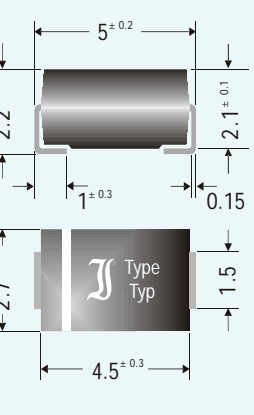
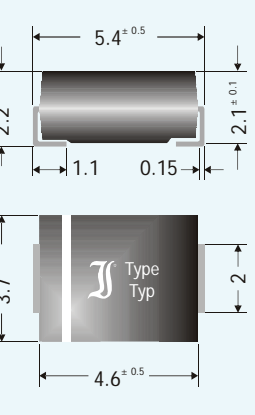



| Case   | Ø 2.5 x 6.5  | Ø 3 x 12   | DO-41   | DO-15  | DO-214AC / SMA   | Case   | Case   | Ø 7.3 x 22   | Ø 55 x 36  | Case   |         |       |
|--|--|--|---|--|--|--|--|--|--|--|---------|-------|
| High voltage rectifiers<br>Voltage $V_{RRM}$ [V] |  |  |  |  |  | High voltage rectifiers<br>Voltage $V_{RRM}$ [V] | High voltage rectifiers<br>Voltage $V_{RRM}$ [V] |  |  | High voltage rectifiers<br>Voltage $V_{RRM}$ [V] |         |       |
| Current  | 20 mA  | 20 mA  | 0.5 A / 0.2 A   |  |  | Current  | Current  | 0.3 A... 1 A   | 1.8 A / 2.5 A  | 4.5 A / 7.7 A                                    | Current |       |
| Fast Recovery                                    | 1500   |  | HV1.5 (0.5A)  |  |  | 1500   | Standard Recovery                                | 1500   |  |  | 1500    |       |
|  | 2000   |  | HV2 (0.5A)  |  |  | 2000   |  | 2000   |  |  | 2000    |       |
|  | 2300   |  |   |  |  | 2300   |  | 3000   |  |  | 3000    |       |
|  | 3000   | DD300  |   |  |  | 3000   |  | 4000   | BY4 (1 A)  |  | 4000    |       |
|  | 4000   |  |   |  |  | 4000   |  | 5000   |  |  | 5000    |       |
|  | 5000   |  |   |  |  | 5000   |  | 6000   | BY6 (1 A)  |  | 6000    |       |
|  | 6000   | DD600  |   |  |  | 6000   |  | 8000   | BY8 (0.5 A)  | SI-A 3000/1350-2.5                               |         | 8000  |
|  | 8000   |  |   |  |  | 8000   |  | 10000  |  |  |         | 10000 |
|  | 10000  |  | DD1000  |  |  | 10000  |  | 12000  | BY12 (0.5 A)   |  |         | 12000 |
|  | 12000  |  | DD1200  |  |  | 12000  |  | 14000  |  |  |         | 14000 |
| 14000  |  | DD1400   |   |  | 14000  | 16000  | BY16 (0.3 A)                                     |  |  | 16000  |         |       |
| 16000  |  | DD1600   |   |  | 16000  | 18000  |  |  |  | 18000  |         |       |
| 18000  |  | DD1800   |   |  | 18000  | 24000  |  | SI-A 8000/3600-1.8   |  | 24000  |         |       |

| Case                                   | DO-213AA  | DO-35   | Case                                   | Case   | DO-214AC (SMA)  | DO-214AA (SMB)  | Case   | Case   | Ø 49 x 281  | Case   |
|--|---|---|--|--|---|---|--|--|---|--|
| Trigger diodes<br>Voltage $V_{BO}$ [V] |  |  | Trigger diodes<br>Voltage $V_{BO}$ [V] | Current Limiting Diodes<br>Reg. Current $I_{prn}$ [mA] |  |  | Current Limiting Diodes<br>Reg. Current $I_{prn}$ [mA] | High voltage rectifiers<br>Voltage $V_{RRM}$ [V] |  | High voltage rectifiers<br>Voltage $V_{RRM}$ [V] |
|  | Power dissipation: 150 mW   |   |  |  | Power dissipation: 1 W  |   |  | Current  | 4A  | Current  |
|  | Peak pulse current: ± 2 A   |   |  |  | Peak operating voltage: 90 V  |   |  | Standard Recovery                                |   | 8000   |
| Diacs                                  | 28...36   | BR100-03LLD   | DB3                                    | 28...36  | CLD   | 20  | CL20M35  |  | 20  | 10000  |
|  | 30...34   | BR100-031LLD  | DB31                                   | 30...34  |   | 40  | CL40M35  |  | 40  | 12000  |
|  | 32...36   |   | DB32                                   | 32...36  |   |   |  |  |   | 14000  |
|  | 35...45   | BR100-04LLD   | DB4                                    | 35...45  |   |   |  |  |   | 16000  |
|  |   |   |  |  |   |   |  | 18000  |   |  |
|  |   |   |  |  |   |   |  | 24000  | SI-E8000/3600-4   |  |

Complete datasheets of all products shown herein, technical informations, product changes, application notes and further information can be found on our website!

<http://www.diotec.com/>

Die kompletten Datenblätter aller hier gezeigten Produkte, technische Informationen, Produktänderungen, Applikationsschriften und weitere Informationen siehe unsere Internetseite!