

HF 3503F (JA3503F)

DELAYING RELAY



Features

- Solid base design, stable structure
- Maturing circuit, stable and reliable performances
- Surface mounting technology, advanced craftwork

Typical Applications

Delaying control of cooling fan & radiator

CHARACTERISTICS

Norminal voltage	24VDC
Operating voltage range	18VDC to 32VDC
Contact rating	Resistive: 20A 27VDC
Delaying time ¹⁾	5s ± 1s
Operate voltage	16VDC max.
Release voltage	2.4VDC min.

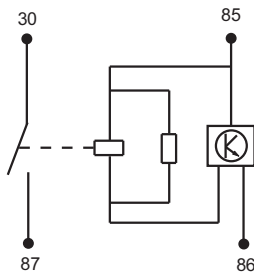
1) When demand of time delay is different from above, please contact Hongfa for more technology support.

Electrical endurance	1×10 ⁵ OPS (at nomi. vol.)
Ambient temperature	-40°C to 85°C
Vibration resistance	10Hz to 200Hz 49m/s ²
Shock resistance	196m/s ²
Weight	Approx. 40g
Mechanical data	Cover retention: 250N min. Terminal retention: 100N min.

OUTLINE DIMENSIONS AND WIRING DIAGRAM

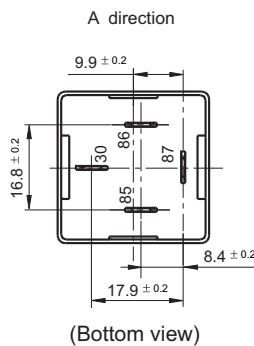
Unit: mm

Wiring Diagram

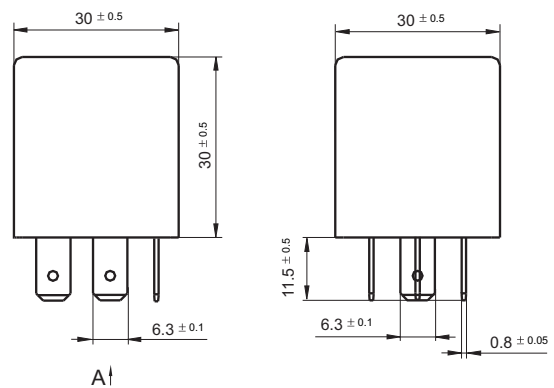


1. As shown in left wiring diagram, for HF3503F, terminal 85 and 86 are connected with input for control part while terminal 30 and 87 are connected with contacts. When there is no energizing, it switches on; when the energizing time is less than prescribed delay time, terminals 87 and 30 will not switch on.
2. Once the energizing stops, terminal 87 and 30 will switch off.

Terminal Layout



Outline Dimensions



HONGFA RELAY

ISO9001, ISO/TS16949, ISO14001, OHSAS18001, IECQ QC 080000 CERTIFIED

2008 Rev. 1.00