

HF3506(JA3506)

FLASHER



Typical Applications

Turning lamp & Flashing lamp control

Features

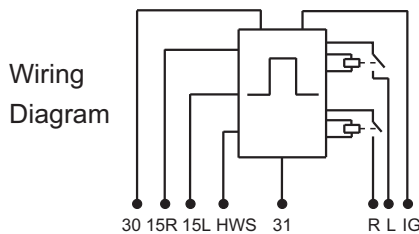
- Special integrate circuit, good performance
- Special high-powered contacts, ultra-long life
- Surface mounting technology, advanced craftwork
- Solid base design, stable structure
- Good capability of EMC

CHARACTERISTICS

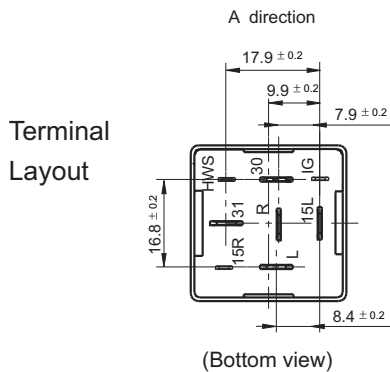
Normal voltage	12VDC	Energizing ratio	40% to 60%
Operating voltage range	11VDC to 16VDC	Ambient temperature	-40°C to 85°C
Contact rating	Lamp: 2×21W+5W+2W 13.5VDC Lamp: 4×21W+2×5W+2×2W 13.5VDC	Vibration resistance	10Hz to 200Hz 49m/s ²
Flashing frequency	(80±15)OPS/min	Shock resistance	196m/s ²
Lamp failure flashing frequency	(170±20)OPS/min	Weight	Approx. 30g
Electrical endurance	Interval: 1000h (2×21W+5W+2W) Continuous: 360h (4×21W+2×5W+2×2W)	Mechanical data	Cover retention: 250N min. Terminal retention: 100N min.

OUTLINE DIMENSIONS AND WIRING DIAGRAM

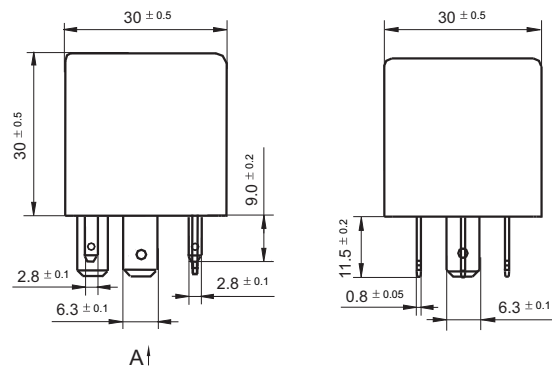
Unit: mm



1. As shown in left wiring diagram, for HF3506, terminal 30 is connected with anode of 12VDC, terminal 31 with cathode, terminal IG with power supply IG, terminal 15R with right turning switch (low potential), terminal 15L with left turning switch (low potential), terminal HWS with alarm (low potential), terminal R with right turning lamp load, terminal L with left turning lamp load.
2. When the lamp load is 2×21W+5W+2W or 4×21W+2×5W+2×2W, the relay will control lamp flashing with the frequency (65 to 95) times / minute.
3. When the lamp load is 21W+5W+2W (one 21W lamp of 2×21W+5W+2W fails), the relay will control lamp flashing with the frequency (150 to 190) times / minute.



Outline Dimensions



HONGFA RELAY

ISO9001, ISO/TS16949, ISO14001, OHSAS18001, IECQ QC 080000 CERTIFIED

2008 Rev. 1.00